

ROCHESTER, NEW YORK

1940

**A Graphic Interpretation
of Population Data
By Census Tracts.**

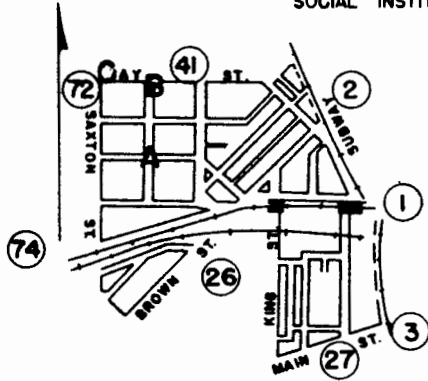
Copyright 1942

**Published by
The Research Department
Of the Council of Social Agencies
Rochester, New York**

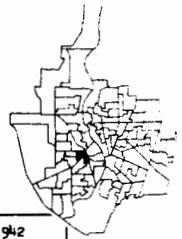
Price \$1.00

CENSUS TRACT 25 IN WARD II.

TRACT MAP SHOWING LOCATION OF SOCIAL INSTITUTIONS

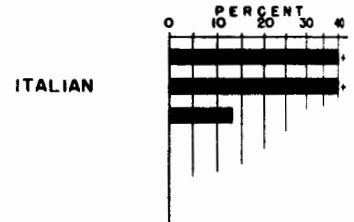


- A - TRINITY LUTHERAN CHURCH,
Campbell and Walnut Streets
- B - HOLY FAMILY CHURCH (A.C.),
425 Jay Street (See #72)
- C - CHARLES SETTLEMENT HOUSE,
445 Jay Street

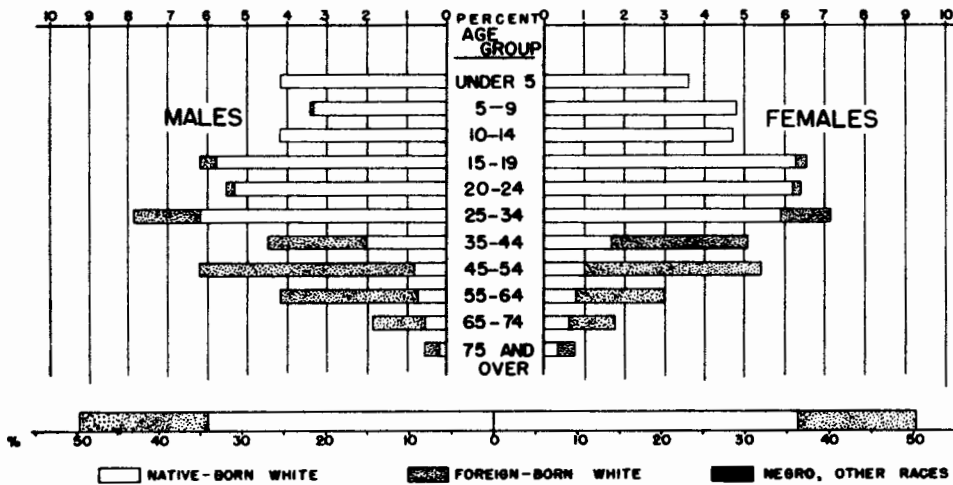


| AGE GROUP | 1930 POPULATION = 3,038 | | | 1940 POPULATION = 2,942 | | |
|----------------------|-------------------------|-----|-------|-------------------------|-----|-------|
| | MALE | | | FEMALE | | |
| | N-B | F-B | NEGRO | N-B | F-B | NEGRO |
| UNDER 5 | 125 | - | - | 109 | - | - |
| 5-14 | 234 | 2 | - | 282 | 1 | - |
| 15-19 | 173 | 11 | - | 188 | 7 | - |
| 20-44 | 402 | 131 | - | 412 | 154 | - |
| 45-64 | 47 | 261 | - | 54 | 199 | - |
| 65 AND OVER | 19 | 53 | - | 29 | 49 | - |
| TOTALS - | 1,000 | 458 | - | 1,074 | 410 | - |
| NUMBER OF FAMILIES = | 698 | | | AVERAGE RENT = \$22.46 | | |

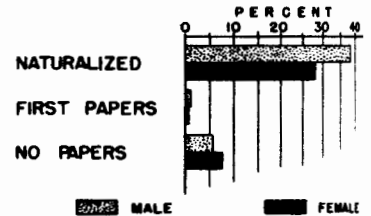
MAJOR NATIONALITIES OF FOREIGN-BORN WHITES



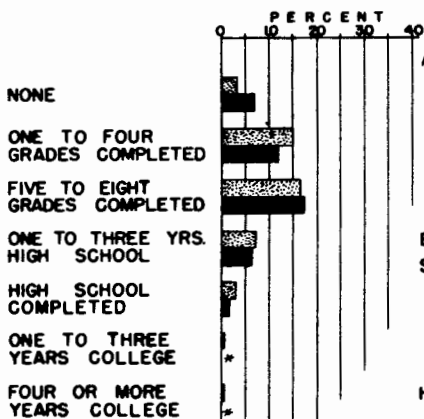
SEX - AGE - NATIVITY



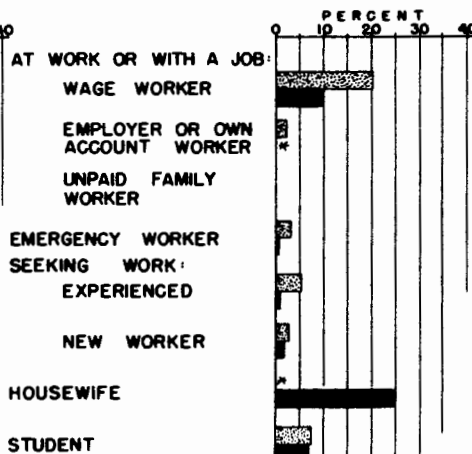
CITIZENSHIP² OF FOREIGN-BORN WHITES 21 YEARS OLD AND OVER



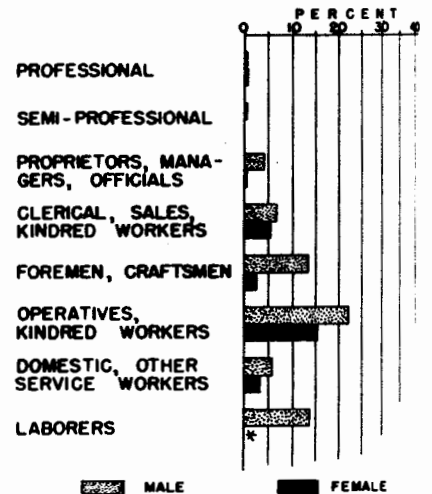
EDUCATION³ PERSONS 25 YEARS OLD AND OVER



EMPLOYMENT STATUS⁴ PERSONS 14 YEARS AND OVER



OCCUPATIONAL GROUPS⁵ THOSE EMPLOYED (EXCEPT ON EMERGENCY WORK)

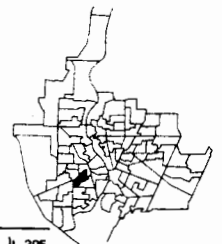
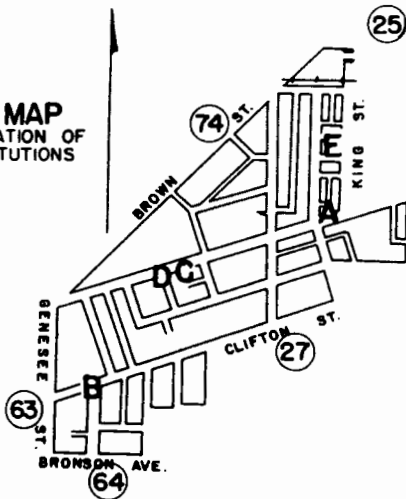


FOR EXPLANATION OF REFERENCE NUMBERS, SEE PAGE SIX.

CENSUS TRACT 26 IN WARD II.

- A - ROCHESTER GENERAL HOSPITAL,
501 West Main Street
- B - ST. LUIGI'S PAROCHIAL SCHOOL,
160 Clifton Street (See #27)
- C - ST. PETER AND PAUL'S ROMAN
CATHOLIC CHURCH, 720 West Main Street
- D - ST. PETER AND PAUL'S PAROCHIAL SCHOOL,
720 West Main Street
- E - MADISON PARK

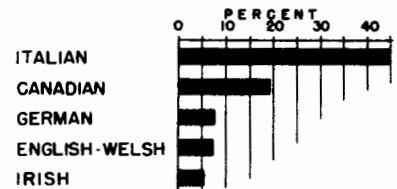
TRACT MAP
SHOWING LOCATION OF
SOCIAL INSTITUTIONS



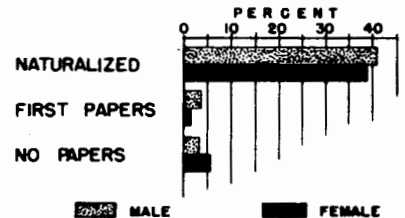
| 1930 POPULATION = 4,303 | | 1940 POPULATION = 4,295 | | | | |
|-------------------------|--------------|-------------------------|-----------|--------------|------------|-----------|
| AGE GROUP | MALE | | | FEMALE | | |
| | N-B | F-B | NEGRO | N-B | F-B | NEGRO |
| UNDER 5 | 152 | - | 1 | 127 | - | 1 |
| 5-14 | 373 | - | 3 | 325 | 3 | 4 |
| 15-19 | 132 | 2 | 3 | 240 | 4 | - |
| 20-44 | 610 | 104 | 2 | 776 | 109 | 3 |
| 45-64 | 278 | 165 | 3 | 367 | 137 | 4 |
| 65 AND OVER | 113 | 40 | - | 160 | 52 | 1 |
| TOTALS - | 1,658 | 311 | 12 | 1,995 | 305 | 13 |

NUMBER OF FAMILIES = 1,114 AVERAGE RENT = \$ 28.36

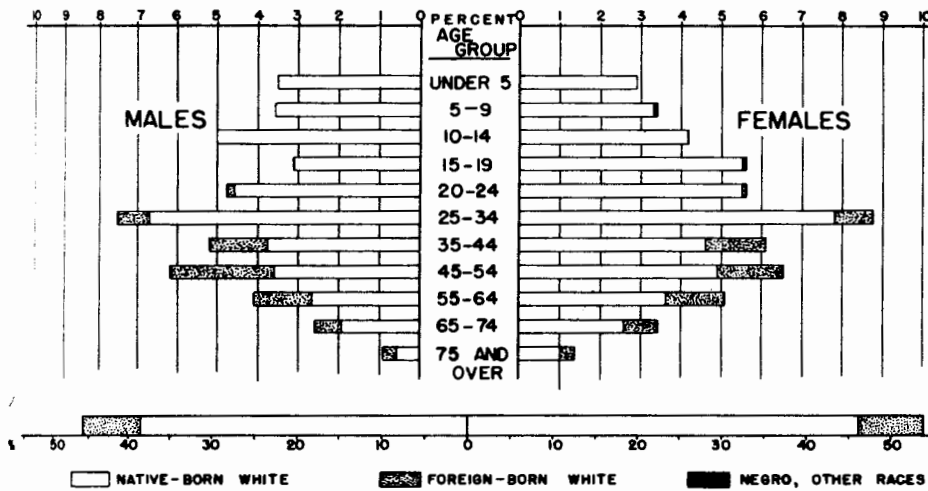
**MAJOR NATIONALITIES
OF FOREIGN-BORN WHITES**



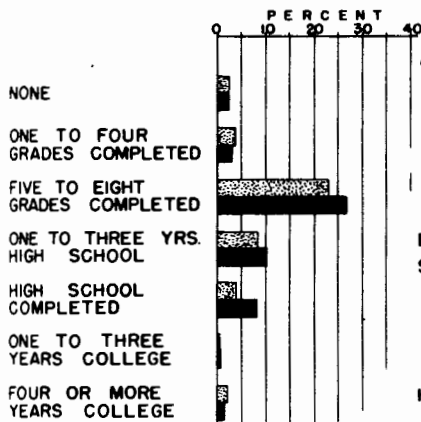
**CITIZENSHIP²
OF FOREIGN-BORN WHITES
21 YEARS OLD AND OVER**



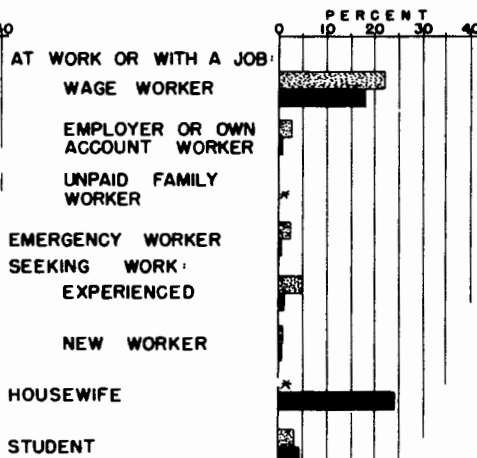
SEX - AGE - NATIVITY



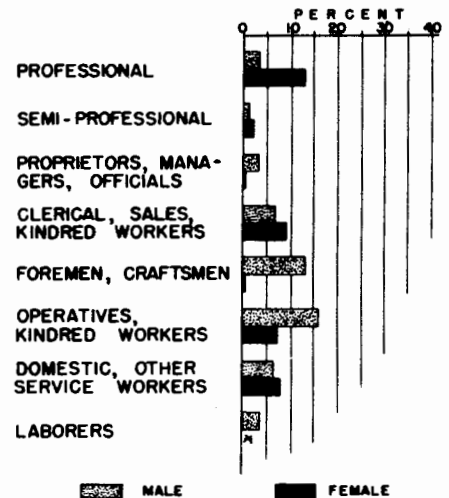
**EDUCATION³
PERSONS 25 YEARS
OLD AND OVER**



**EMPLOYMENT STATUS⁴
PERSONS 14 YEARS AND OVER**



**OCCUPATIONAL GROUPS⁵
THOSE EMPLOYED
(EXCEPT ON EMERGENCY WORK)**



FOR EXPLANATION OF REFERENCE NUMBERS, SEE PAGE SIX.